






wool & honey
yarn, fiber and other sweet delights

SPRING 2013:
Classes at Wool & Honey



SPRING CLASSES 2013





KNITTING 101: LEARN TO KNIT

**Saturday, March 16th
11 a.m. to 1 p.m.**

If you've never picked up a pair knitting needles before, this is the class for you. In this class, we'll learn to cast on, knit and bind off--the basic foundation for starting your first project.

[SIGN UP NOW](#)



ISHBEL SHAWL


**Saturdays, March 16th &
23rd
1 to 3 p.m.**

Ishbel is a simple shawl pattern that can be worked in two sizes and two different yarn weights.

The smaller, fingering weight version makes a cosy but pretty scarf while the larger, lace weight version can be worn as a scarf or draped elegantly around the shoulders. The solid stockinette centre lends simplicity to the design and adds extra warmth when knitted in thicker yarn. Ishbel is edged with a beautiful vine pattern and finished with elegant scalloped points.

Both written and charted directions are provided for the lace.

[SIGN UP NOW](#)



STRIPES INTERRUPTED CLUTCH

**Saturday, March 16th
3 to 5 p.m.**

This colorful clutch is knit from 10 different colors of beautiful, soft Merino wool. You'll learn how to knit using the technique called "intarsia" and after you're done, you can decide whether you'd like to felt the clutch or use it as-is, possibly with a fabric lining. We'll introduce you to several different closure options, as well.

[SIGN UP NOW](#)



MASTERING GAUGE

**Saturday, March 23rd
3 to 5 p.m.**

Somewhere, sometime in the land of knitting, gauge was given a bad name. Mastering gauge-- or at the very least, understanding how to achieve it--is the tool that will take you from a shy, novice knitter to a well-equipped one. Gauge puts your mind at ease. Once you



TOE-UP, 2-AT-A-TIME SOCKS

**Saturdays, March 23rd &
April 6th**

Are you a knitter who has never made socks? This is your class!

Are you an experienced sock knitter who wants to try toe-up, 2-at-a-time socks? This is your class, too!



FINISHING TECHNIQUES

**Saturday, March 30th 9 to
11 a.m.**

One of the most important aspects of knitting isn't the actual knitting--it's the sewing, seaming & wrestling that some cleverly call "finishing". Knowing how to match up the proper techniques insures overall knitting success. This

have done your background work, you can be assured a knitted piece will fit.

[SIGN UP NOW](#)

We have reworked the Wool & Honey Fireside Slipper Sock pattern to accommodate toe-up knitting. It's a great learning pattern because it goes so quickly, using 200 yds of worsted weight yarn and size 5 needles.

[SIGN UP NOW](#)

session will put you at ease, leaving you to create pieces you're proud to call hand-knit. We'll focus on the three major seams you encounter in the knitting world, as well as the infamous Kitchener stitch. (Which isn't *nearly* as difficult as you think. *Really.*)

[SIGN UP NOW](#)



[FINGERLESS MITTS](#)

Saturdays, March 30th & April 6th
1 to 3 p.m.

Find out what makes these small accessories so popular. We tend to think it's because they're fast, cheap and super easy, but we'll let you draw your own conclusions! Choose from three different patterns to suit your mood (and your level of commitment).

[SIGN UP NOW](#)



[THREE FELTED BOWLS](#)

Saturday, March 30th
3 to 5 p.m.

Keeping clutter to a minimum (or at least storing clutter in an attractive way!) can be a full time job. These little felted vessels help enormously. They're about as simple as they come--a knitted tube, essentially (with few decreases thrown in for good measure), a bit of hand felting and you're done. Knit one for the entryway table to house keys and spare change, one for your knitting needles and one for a vase of flowers! (Inside the tall white version is a pint-sized Mason jar to stabilize the bowl.) And here's another little something to think about: **these felted bowls make wonderful holiday gifts!**

[SIGN UP NOW](#)



[KNITTED MONSTERS](#)

Saturdays, April 6th & 13th
1 to 3 p.m.

Knitted monsters? Well, they might be the newest trend in knitting for wee ones. They make fabulous gifts at baby showers; although I'm always an advocate for sweet little sweaters, hats and booties, a baby (or a toddler!) can cuddle with a monster for years to come.

[SIGN UP NOW](#)



**SIMPLE SOCKS FOR
WOMEN & MEN**

**Saturdays, April 6th & 13th
3 to 5 p.m.**

Ever wonder why this project is so popular with knitters? They're fun, they're portable, they're relatively inexpensive....in our minds, they might be considered the perfect knitting project. Once you've braved socks, there's nothing you can't knit. (And yup, we're talking about double-pointed needles here!) Knit in a heavier gauge yarn than fit-in-your-shoes socks, these knit up very quickly on size 5 needles--much quicker than thinner, traditional socks so that you can track your progress throughout the class.

[SIGN UP NOW](#)

**KNITTING 201: THE
NEXT STEP**

**Saturday, April 13th
11 a.m. to 1 p.m.**

Okay, so you can cast on, knit, purl and bind off. What's next? This session will be devoted to increasing, decreasing and learning to knit in the round. After this session, knitting a hat or a pair of mittens would be the natural next step.

[SIGN UP NOW](#)

DAYBREAK SHAWL

**Saturdays, April 20th &
27th
11 a.m. to 1 p.m.**

Daybreak is a semicircular shawl featuring clear, graphic stripes that echo a rising sun. The generous wingspan allows the fabric to drape comfortably around your shoulders and neck. There is plenty of room to play with color in the three sections of this project. It's worked in a sock yarn in a fun striping pattern and looks especially nice with handpainted and striping yarns.

[SIGN UP NOW](#)



**MIDLOTHIAN
MITTENS**

**Saturdays, April 20th &
27th
1 to 3 p.m.**

Quick to knit up and perfect for keeping out the cold! Midlothian Mittens are a perfect project for a beginner to colorwork. Extra warm with a soft, laceweight lining and an innovative lining method. Reversible between hands for even wear (and to get them on your hands faster!)

[SIGN UP NOW](#)



GRETEL BERET

**Saturdays, April 20th & 27th
3 to 5 p.m.**

This beret features a lattice cable pattern worked in worsted weight yarn. The pattern is given for three different styles to create a traditional fitted beret shape, a slouchy snood-like shape or a style somewhere in between the other two and similar to a traditional tam.

[SIGN UP NOW](#)



**ARLO & ALICE CHILD
SWEATERS**

**Saturdays, May 4th & 11th
11 a.m. to 1 p.m.**

Arlo & Alice sweater vest is a unisex baby/child version of The Brown Stitch original pattern, Abbi Shawl Collar Cardigan. It uses aran/bulky-weight yarn, so it makes for a fun, quick knit for little ones of all ages and makes a perfect little layering piece for the fall & winter. Instructions for two versions are provided: stripes-all-over and stripes-at-bottom. Detailed instructions on how to add a patch pocket to the front, as show in the "stripes-at-bottom" version, is also provided.

[SIGN UP NOW](#)



[ACADIA LOOP COWL](#)

**Saturday, May 4th
1 to 3 p.m.**

Acadia Loop is an easy, one-skein unisex cowl pattern. It uses The Fibre Company's Acadia, a soft, rustic yarn that has beautiful drape. Because of the tweed texture of this yarn, the simple stitch pattern of the cowl allows the yarn to take center stage.

[SIGN UP NOW](#)



[BABY CAP & BOOTIES](#)

**Saturdays, May 4th & 11th
11 a.m. to 1 p.m.**

How darling is this sweet little set? In just two short sessions, we can show you how to create a matching set for tiny hands and tiny feet that's bound to be passed down to the next generation.

[SIGN UP NOW](#)



[HOME SWEET HOME PILLOW](#)

**Saturday, May 4th & 11th
1 to 3 p.m.**

So you've knit hats, mittens, scarves, sweaters and socks....now what? Have you ever thought of knitting for your home? Sure, you've got baskets of yarn (and unfinished projects!) around the house to serve as "décor", but why not try knitting your own decorating accents? Basically two super-chunky square pieces with buttonholes, these pillows are great projects for beginners and a pair makes a heartfelt wedding gift for a special couple. We love this simple, "Up North" look--and with wooden buttons made in Michigan, these pillows fit into almost every style, from urban folk to rustic cabin. This pattern can either be knit flat or in the round.

[SIGN UP NOW](#)



[FINGERLESS X-MITTS](#)

**Saturday, May 18th
1 to 3 p.m.**

Looking for the perfect pattern for that one, beautiful skein of yarn? Look no further! This pattern includes instructions for both worsted weight *and* fingering weight (for sock

yarn too beautiful to put on your
feet,) plus directions for knitting
flat
and in the round!

[SIGN UP NOW](#)

Check out the entire class schedule (and coordinating kits, yarn and gifts!)
at

www.woolandhoney.com

Stay Connected



Copyright Wool & Honey © 2013. All Rights Reserved.